

Baptist Health South Florida

## Scholarly Commons @ Baptist Health South Florida

---

All Publications

---

4-12-2013

### The Effects of an Educational Intervention Based on "Visual Cues" and a "Buddy System" on the Incidence and Prevalence of Pressure Ulcers

Rosa Filomeno

*Homestead Hospital*, RosaFi@baptisthealth.net

Gloria Rueda

*Homestead Hospital*

Adriana Garay

*West Kendall Baptist Hospital*, AdrianaGa@baptisthealth.net

Shelly Commock

*Homestead Hospital*, ShellyAC@baptisthealth.net

Erica Cuthbert

*Homestead Hospital*, EricaC@baptisthealth.net

See next page for additional authors

Follow this and additional works at: <https://scholarlycommons.baptisthealth.net/se-all-publications>



Part of the [Nursing Commons](#)

---

#### Citation

Filomeno, Rosa; Rueda, Gloria; Garay, Adriana; Commock, Shelly; Cuthbert, Erica; and Ojeda, Maria, "The Effects of an Educational Intervention Based on "Visual Cues" and a "Buddy System" on the Incidence and Prevalence of Pressure Ulcers" (2013). *All Publications*. 505.

<https://scholarlycommons.baptisthealth.net/se-all-publications/505>

This Conference Lecture -- Open Access is brought to you for free and open access by Scholarly Commons @ Baptist Health South Florida. It has been accepted for inclusion in All Publications by an authorized administrator of Scholarly Commons @ Baptist Health South Florida. For more information, please contact [Carrief@baptisthealth.net](mailto:Carrief@baptisthealth.net).

---

**Authors**

Rosa Filomeno, Gloria Rueda, Adriana Garay, Shelly Commock, Erica Cuthbert, and Maria Ojeda



# The Effects of an Educational Intervention Based on “Visual Cues” and a “Buddy System” on the Incidence and Prevalence of Pressure Ulcers

Rosa Filomeno MSN, RN, CMSRN<sup>1</sup>, Gloria Rueda RN<sup>1</sup>, Adriana Garay RN<sup>1</sup>, Shelly Ann Commock BSN, RN, CMSRN<sup>1</sup>, Erica A. Cuthbert CP<sup>1</sup>, and Maria M. Ojeda ARNP, MSN, MPH, NP-C<sup>2</sup>



<sup>1</sup>Homestead Hospital, 3S Unit Practice Council; <sup>2</sup>Baptist Health South Florida, Inc. Center for Research & Grants

## INTRODUCTION

Pressure ulcers (PrU) are a complication and threat to patients with acute and chronic limited mobility. Approximately 2.5 million patients are treated for PrU in the USA and account for 60,000 deaths per/year (Tschannen, Bates, Talsma, & Ying, 2012).

## PURPOSE

To evaluate the effectiveness of visual cues and a buddy system on the incidence and prevalence of unit acquired pressure ulcers and to determine the accuracy of a national quality indicator.

## METHODS

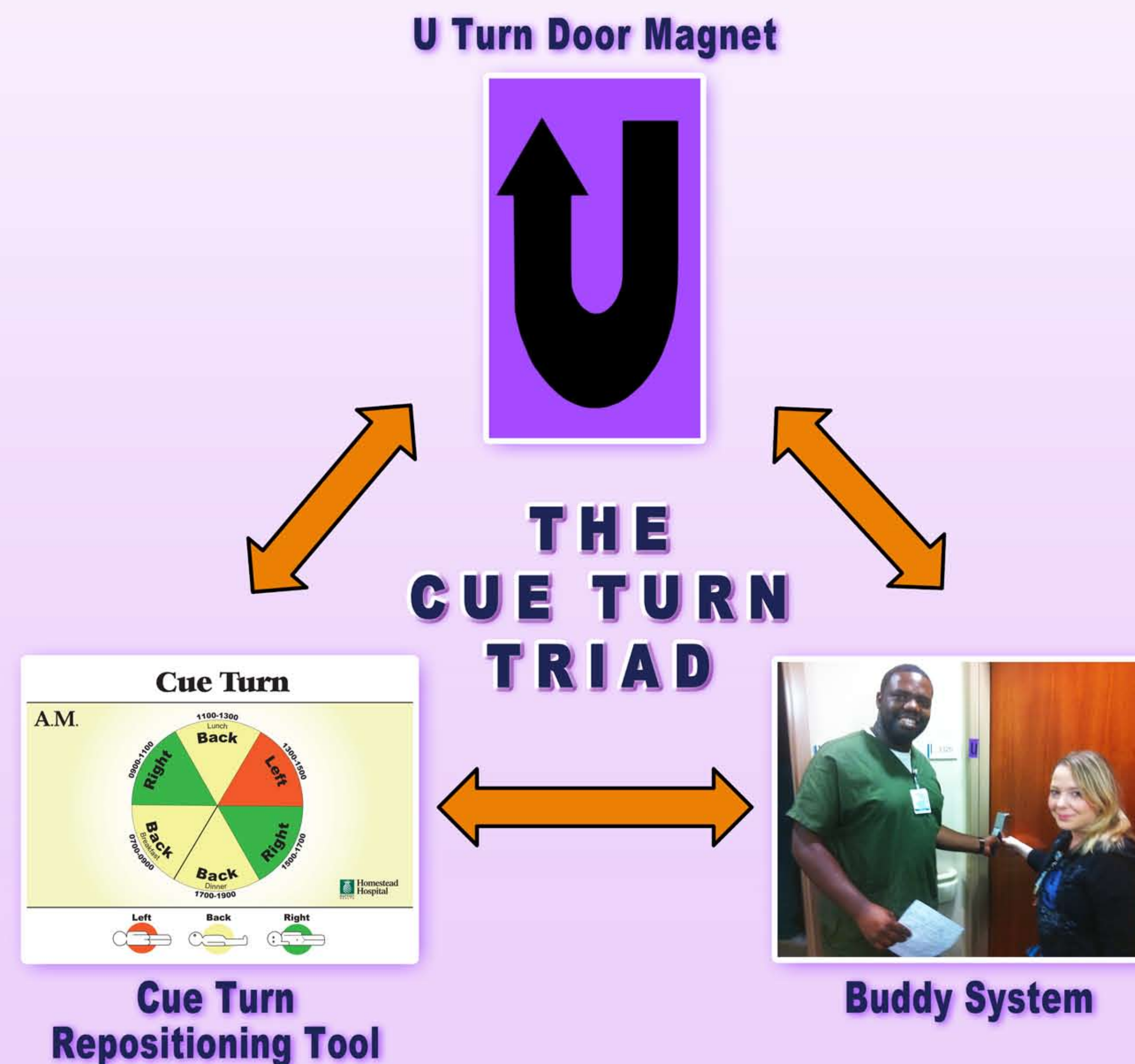
IRB approval was obtained in February of 2012 to conduct a research study.

- Design: A Quasi experimental, pre/post intervention design.
- Data collection:
  - A 7-item qualitative survey was collected pre and post-intervention and recoded to determine staff's repositioning practices and barriers to repositioning in the clinical environment.
  - Pre and post PrU incidence data was collected on a weekly basis for a period of 3-months each. Quarterly PrU prevalence rate were compare to NDNQI quarterly reported data.
- Intervention:
 

The **Cue Turn Triad**:

  - A door magnet (U Turn Magnet) identified the patients at risk.
  - A turning tool (Cue Turn) standardizing repositioning times and positions.
  - A “**Buddy System**” defined as an accountable counter partner assigned to assist with repositioning patients at risk.

Educational component: An instructional video on the use of the **Cue Turn Triad** in the clinical setting.

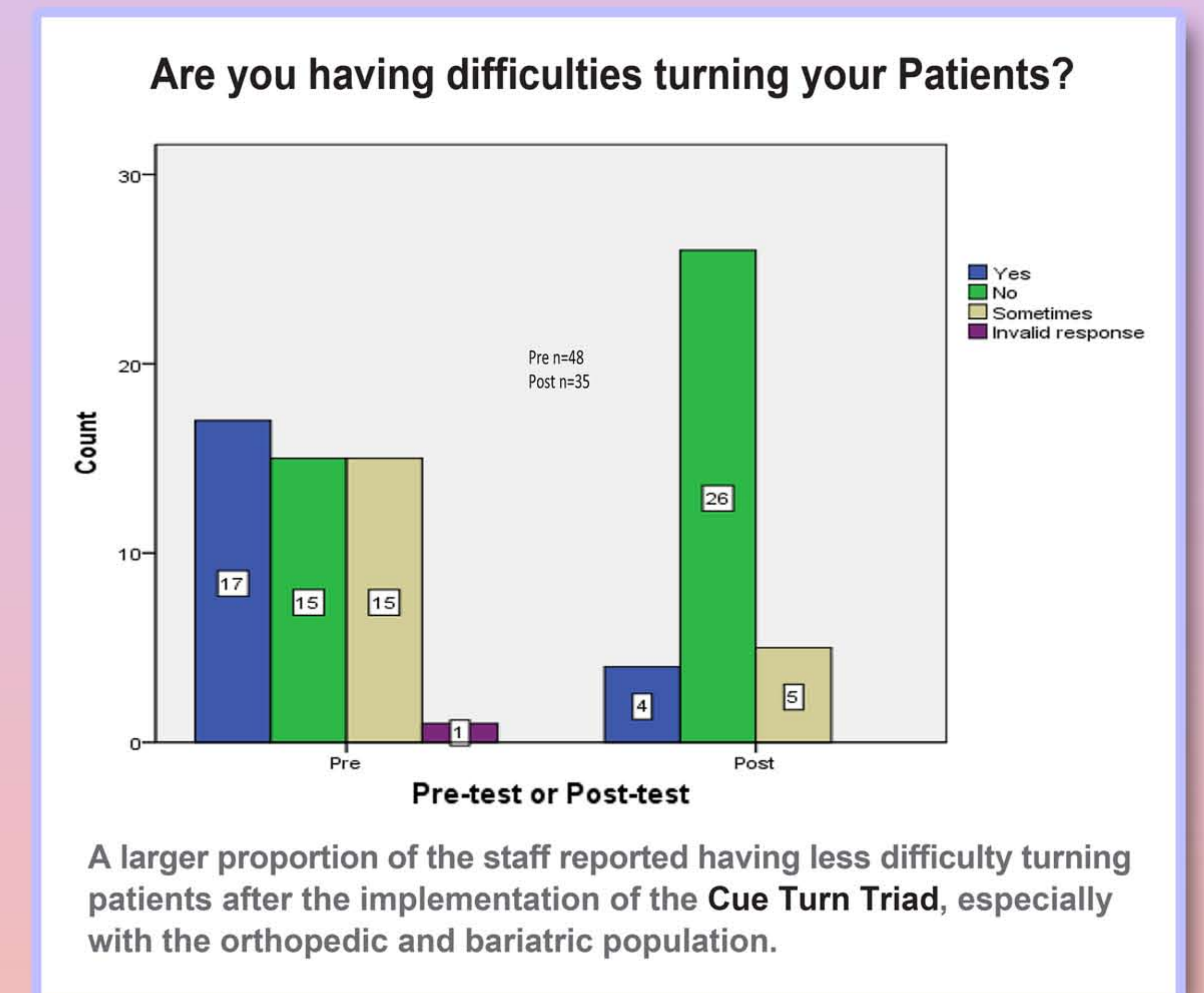
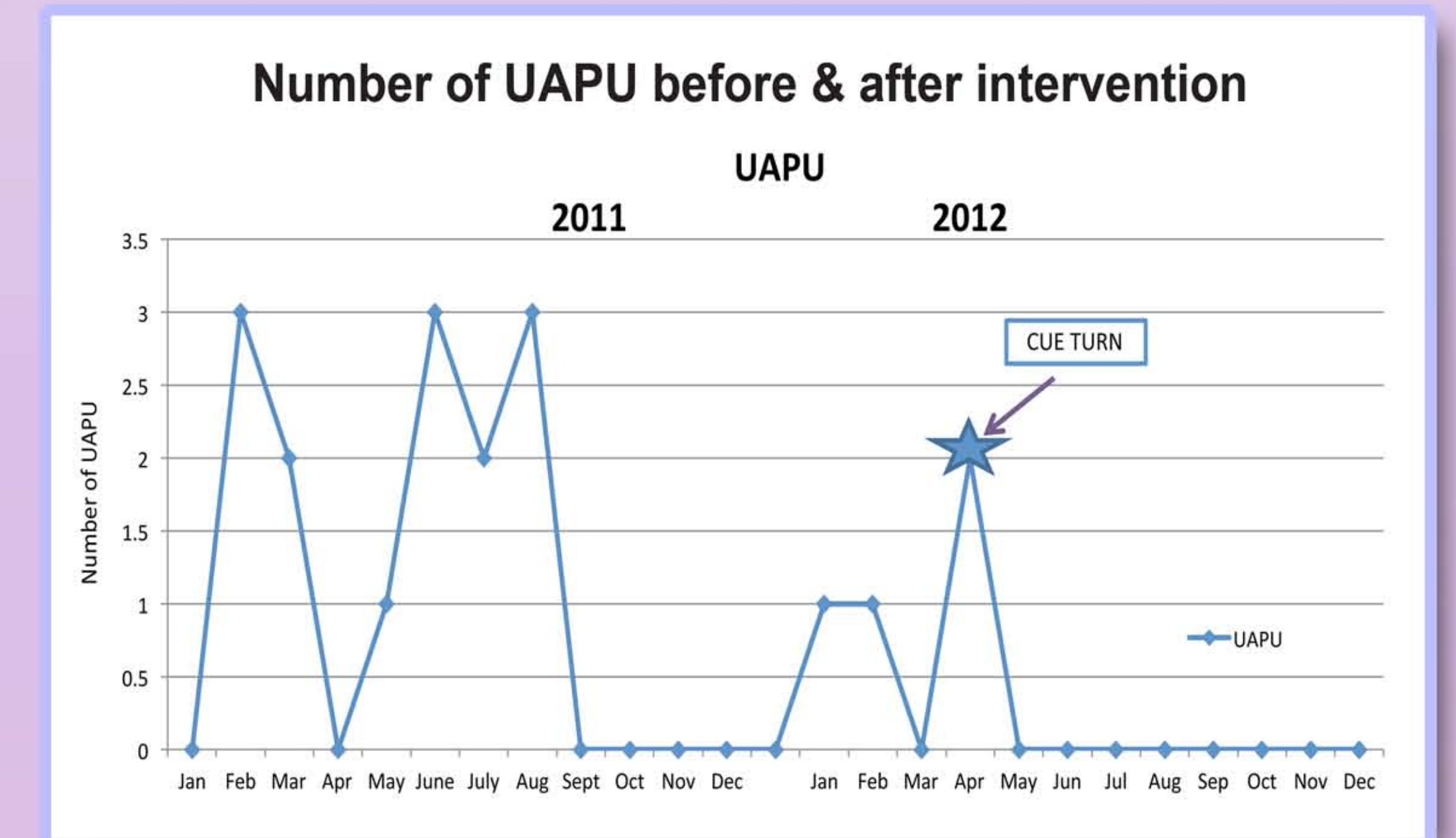


## RESULTS

The **Cue Turn Triad** reduced unit acquired pressure ulcer rates from 16 to 2 (an estimated improvement rate of over 87%) on post-intervention. No disparity was found between NDNQI reported prevalence rates and calculated prevalence rates.

Pre-survey 38% of those surveyed could not articulate a set schedule for turning patients. On Post-survey 68% identified that they followed the schedule provided by the **Cue Turn Triad**.

Questions	Value X <sup>2</sup> =	df	Asymp. Sig. (2-sided) p=
1. Are you having difficulties turning your patients?	15.339	3	.002
2. Are you having this problem with a specific type of patient?	13.935	3	.003
3. What types of problems are you having turning your patients?	15.994	7	.025
4. Problems with lack of help and time	13.914	3	.003
5. Do you follow a set schedule for turning your patients? If not, why not; if yes, what is it?	38.157	2	.000
6. Do you get help from other personnel or do you use some type of equipment to help turn your patients?	10.850	4	.028
7. What Criteria do you use?	15.744	7	.028



## IMPLICATIONS FOR PRACTICE/DISCUSSION

The **Cue Turn Triad** presents an opportunity to: 1. Improve patient outcomes. 2. Increase quality through an efficient standardized process. 3. Avoid potential losses in revenues related to PrU and increased length of stay.

## CONCLUSIONS

- The **Cue Turn Triad** improved patient outcomes by reducing UAPU rates over time by 87%.
- Standardized repositioning practices and fostered teamwork.